

9350 | 9351 | 9352

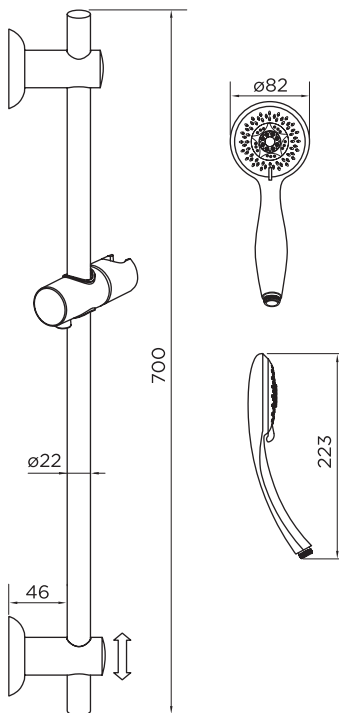
slide rail kits

PRODUCT SPECIFICATION

Product Code:	9350, 9351, 9352
Finish:	Chrome
Product Type:	Shower arm
Construction:	Riser: SS Handset: ABS Hose: SS (1.5m length)
Inlet Size:	1/2" BSP
Guarantee:	Lifetime
Gross Weight (kg):	9350 (0.9kg), 9351 (1kg), 9352 (1.75kg)

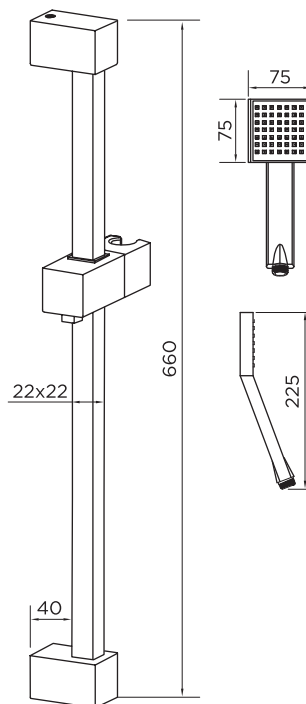
[equate]

9350



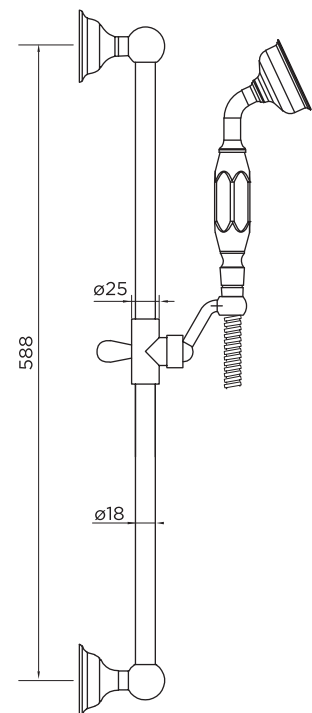
[observa]

9351



[arlington]

9352



niagara